

The Saxon range is smarter and more efficient than ever.

With clever features and breakthrough technology, Saxon's modern design will compliment any contemporary style and still maintain the romantic charm wood heating brings to your home. The Saxon range is designed and built to endure the harshest of Australian winters.



Built to last longer with 8mm thick firebox and tough ceramic glass door



The firebox doesn't need to be lined with firebricks. Less maintenance and no replacement costs



All Saxon wood heaters are fitted with a Hi-Tech Refractory baffle, pushing the heat back into the fire for a cleaner, more efficient burn



The time-delay fan starts 20 minutes after the heater door is closed, ensuring only hot air is being amplified into the room

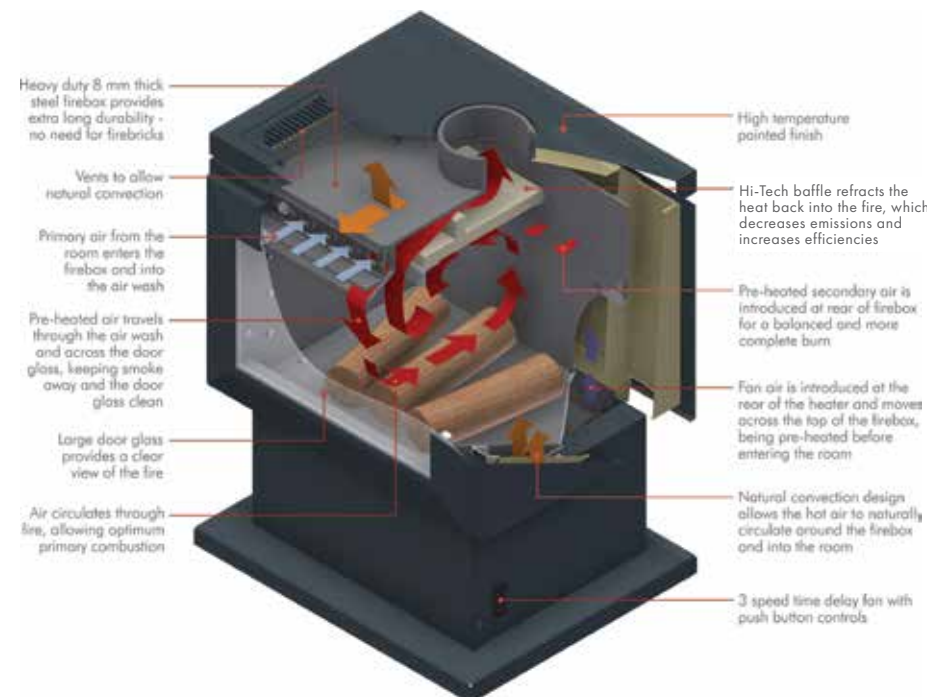


Modern design featuring a pull handle and silver accents

15 YEAR FIREBOX STRUCTURAL WARRANTY

One of the best warranties in the business, for peace of mind. Made for Australia.

How the Saxon System Works



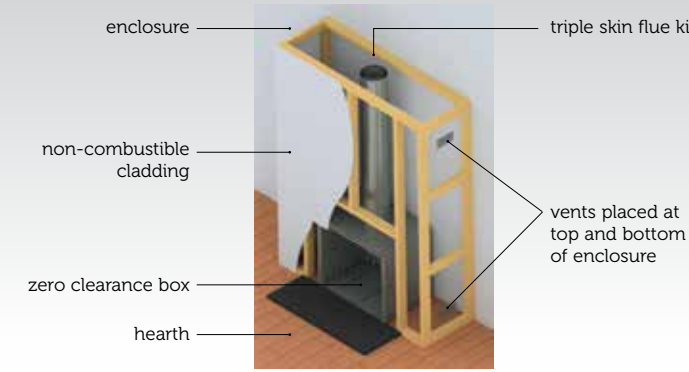
Saxon Wood Heaters



ZERO CLEARANCE INSTALLATION

Refer to instruction manual or website (www.saxonwoodheaters.com.au) for additional information, including minimum clearances and hearth specifications.

*Drawing is a guide only



SPECIFICATIONS

Heater	Clearances (mm)						
	Height of heater above the floor	Floor Hearth Clearance from wall	Minimum Hearth Requirements	**Recommended Maxiheat Hearth	Top Clearance to Mantle	Side Clearance to Mantle	Rear of fascia to flue centre
INSERT BLACKWOOD	56 mm	585 mm	30 mm thick compressed fibre cement sheet with a 15 mm air gap x 930mm(W)	*Maxiheat Insert Hearth MXTHINSBLK/GRY*	700	35	324
	110 mm	400mm	110 mm thick masonry (brick) OR 30 mm thick compressed fibre cement sheet with a 15 mm air gap x 930mm(W)	*Maxiheat Insert Hearth MXTHINSBLK/GRY*			
	200 mm	500 mm	30 mm thick compressed fibre cement sheet with a 15 mm air gap x 930mm(W)	*Maxiheat Insert Hearth MXTHINSBLK/GRY*			
	300 mm	300 mm	20 mm thick hearth consisting of 6 mm cement sheet with ceramic tiles	*Maxiheat 300mm Hearth MXTH300BLK/GRY*			

*Refer to instruction manual for installation specifications such as clearances to combustible materials and hearth construction

Heater	Flue Configuration	Clearances (mm)				*Hearth Min. Dimensions (mm)		Rear to Centre FlueW (mm)	**Recommended Maxiheat Hearth	
		Rear Wall	Side Wall	Corner	Hearth Front	Width	Depth			
		A	B	C	D	E	F			
FREESTANDING MERBAU	Maxiheat Decromesh Default Flue Kit with inner shield (MXFKDEC3MB + additional MXRSISS2)	150	300	50	300	860	790	183	MXTH1GRY2/BLK2	
	Maxiheat Non-Perforated Flue Kit with inner shield (MXFKSD3MB)	100	250	50	300	860	790			
	BLACKWOOD (PEDESTAL AND WOOD STORAGE)	Maxiheat Decromesh Default Flue Kit with inner shield (MXFKDEC3MB + additional MXRSISS2)	100	300	50	300	840	925	183	MXTH1GRY2/BLK2
		Maxiheat Non-Perforated Flue Kit with inner shield (MXFKSD3MB)	125	300	50	300	840	925		
MAHOGANY	Maxiheat Decromesh Default Flue Kit with inner shield (MXFKDEC3MB + additional MXRSISS2)	125	400	50	300	1000	890	183	MXTH12GRY2/BLK2 or MXFSH12DBLK	
	Maxiheat Non-Perforated Flue Kit with inner shield (MXFKSD3MB)	125	400	50	300	1000	890			

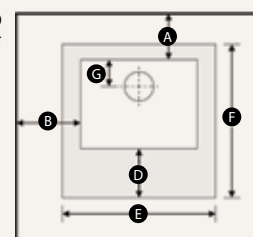
*Minimum Hearth Dimensions: These are minimum measurements required to meet the Australian Standard AS/NZS2918 (Note: will not cover floor from rear of heater to wall)

**Recommended Hearth: Recommended hearth to ensure all requirements are met including covering the floor for rear of heater to wall.

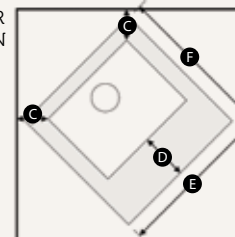
With all freestanding and inbuilt heaters, it is imperative to use a non-combustible hearth to protect your flooring and its surrounding area.

Refer to the product installation manual for final specifications.

STANDARD INSTALLATION



CORNER INSTALLATION



Your Saxon Dealer:



BLACKWOOD WITH WOOD STORAGE

SXBW22WSMB
875(H) x 691(W) x 566(D) mm
Coverage: Up to 300m²
Peak Heat Output: 15.5kW
Burn Time: up to 8 hours
Emissions: 0.5g/Kg
Efficiency: 67%
Maximum Log Size: 410mm
Construction: 8mm thick steel
Baffle: 25mm thick Hi-Tech Refractory
Fan: 3 speed Time Delay

Saxon wood heaters come in a Metallic Black finish.

Saxon heaters are better for the environment

We've created our most efficient and environmentally friendly series of wood heaters. With increased efficiency, Saxon heaters burn less fuel to heat your home. They also burn 3 times cleaner than the national standard for emissions of 1.5g/kg*

(*Blackwood models)

MERBAU

SXMER22MB
800(H) x 626(W) x 516(D) mm
Coverage: Up to 250m²
Peak Heat Output: 10.4kW
Burn Time: up to 7 hours
Emissions: 1.0g/Kg
Efficiency: 61%
Maximum Log Size: 360mm
Construction: 8mm thick steel
Baffle: 25mm thick Hi-Tech Refractory
Fan: 3 speed Time Delay



BLACKWOOD

SXBW22MB
875(H) x 691(W) x 566(D) mm
Coverage: Up to 300m²
Peak Heat Output: 15.5kW
Burn Time: up to 8 hours
Emissions: 0.5g/Kg
Efficiency: 67%
Maximum Log Size: 410mm
Construction: 8mm thick steel
Baffle: 25mm thick Hi-Tech Refractory
Fan: 3 speed Time Delay



MAHOGANY

SXMH22MB
920(H) x 766(W) x 616(D) mm
Coverage: Up to 350m²
Peak Heat Output: 19.6kW
Burn Time: up to 10 hours
Emissions: 1.1g/Kg
Efficiency: 63%
Maximum Log Size: 460mm
Construction: 8mm thick steel
Baffle: 25mm thick Hi-Tech Refractory
Fan: 3 speed Time Delay



BLACKWOOD INSERT

SXBWIN22MB
Fascia: 930(W) x 708(H)
Cabinet: 635(W) X 605(H) X 470(D)
Coverage: Up to 280m²
Peak Heat Output: 14.7kW
Burn Time: up to 7.5 hours
Emissions: 0.5g/Kg
Efficiency: 62%
Maximum Log Size: 410mm
Construction: 8mm thick steel
Baffle: 25mm thick Hi-Tech Refractory
Fan: 3 speed Time Delay
Zero Clearance Box: 838(W) X 817(H) X 578(D)

Turn a boring blank wall into an amazing fireplace without any major re-construction or existing brick chimney. Simply purchase a Zero Clearance box (available separately) with the Saxon Blackwood insert and enjoy the benefits of a built in fireplace without the extensive renovation.

